

The Calder Collection



The Complete Range of Composite Doors

No Compromise on Quality



The New Calder Composite Door Collection has been designed with meticulous attention to detail, and finished to the highest possible standards.

The range provides an attractive and effective solution for residential properties in both the public and private sector; and has been developed to offer the highest security and weather performance.

Whatever your individual requirements the Calder Collection is guaranteed to deliver.

Don't Compromise on quality.


THE PERFECT
COMPLEMENT
TO YOUR HOME



Reasons to choose The Calder Collection

Highest Security - Highest Quality

All Calder doors are fitted with a high security Magnum Anti Snap Euro Cylinder as **standard** - **NOT AN UPGRADE**. The Magnum Anti-Snap cylinder has been developed to provide resistance against known cylinder attack methods. Tested to the British Standard BS EN1303:2005 and TS007 1 star accredited, additionally the cylinder is Kitemark and Secured by Design approved.



No discolouration - Guaranteed

There can be no denying that painted timber doors will discolour over time and need to be repainted. Our composite doors have a GRP skin that will not discolour over time - meaning your new door will look as good as when it was installed in years to come.

44mm solid construction

The Calder Collection composite door features a single rebate, solid foam filled slab with solid edges and glass reinforced plastic (GRP) skins. GRP is the same material used to make the hulls of boats - so you can rest assured that your door will be secure and stand the tests of time.



No unsightly glazing cassettes

The Calder Collection has a unique glazing cassette which eliminates the need for grommets to be used when covering the fixing screw holes, grommets which do not always exactly match the cassette. Our glazing cassette is manufactured to securely clip together once the glass has been fixed into the aperture. Safe - secure - elegant.



A range of colours

With a choice of TEN colours, including 2 wood effect options we are confident that whatever your preference the Calder Collection will have a door to suit.

Weatherproof and draughtproof

We have taken account of every detail with the Calder Collection and as a result we fit double wool pile strips in the rebate and fit a colour co-ordinated weatherbar to every door.

A variety of options

With 23 Styles, 16 glass choices, 10 colours, 6 hardware options and a range of obscure glass patterns to choose from there are in excess of 22 000 design variations available - something for every home.



Clearly Greener

Being greener is fundamental to our philosophy.

All of our PVCu profile is now manufactured using a new calcium organic compound in place of conventional lead stabilisers. The switch to calcium organic forms part of a holistic approach to environmental sustainability.

Reduced carbon footprint

As an environmentally conscious company we have made great efforts to reduce our own carbon footprint. All our doors and outerframes are manufactured in the UK.

We have also carefully planned all our delivery routes to maximise their efficiency and reduce the amount of fuel that we use.



GRP - Clearly the best

DOOR TYPE	EXPECTED LIFE (YEARS)	MAINTENANCE
Softwood Door	25	Paint, 5 Years
Hardwood Door	35	Paint, 5 Years
Steel Composite Door	30	Wipe Clean
PVC Composite Door	25	Wipe Clean
GRP Composite Door (our doors)	35	Wipe Clean
PVC Panel Door	20	Wipe Clean

Information from HAPM (Housing Association Provident Mutual) and BRE (Building Research Establishment)

The Highest Quality

Because we know that we have the highest quality door - utilising the very best materials and hardware - we are happy to put our composite doors through any quality test procedure.

We think about what your door will need to go through in its life and also anticipate what an unwanted intruder might subject the door to.

All our doors have been put through a series of tests to ensure that the product we supply for your home will not only meet your needs but exceed your needs and expectations.

The door that we supply will not only enhance your home but will protect your home.

We subjected all our doors to a series of break in tests using crow bars, sledge hammers, credit cards and a whole range of other tools. We passed without exception.

We also asked for tests against shoulder barging or kicking the door and a 30kg ball was used to swing against the door in nine different places. Again we passed without exception.

So you can rest assured that your Calder Composite Door has been tested to the limits and passed all these stringent tests with top marks.



BSI - Tested to the max

The best way to test a composite door is to utilise the specialists - which is why we decided to take advantage of the most exacting series of tests available from the British Standards Institution.

At the BSI test centre the doors were put through a series of tests to confirm that they are "fit for purpose".

The BS6375 test involves opening and closing the door 50 000 times to ensure that the quality of the hinges is up to scratch. This is the equivalent of opening and closing your door 4 times a day for 35 years!

Other tests include checking that the door will open with the weight of an average child hanging from the handle and placing obstacles in the way of the door to ensure it opens under pressure.

BSI also carried out full weather testing and security testing to ensure every feature of the door is to the highest possible standard.

The Calder Composite door passed all the tests and has achieved one of BSI's highest accolades and was awarded BS6375 and PAS024.



Watertight.....

We all know that the UK suffers from a lot of rain, with the average rainfall being between 700mm a year in East Anglia and 3000mm a year in the Highlands of Scotland.

The Calder Collection can, however, withstand the worst weather the UK has to offer.

During the testing procedures our doors were sprayed by 6 litres of water a minute in their test chamber. All parts of the door were subject to the test and once again the Calder Collection passed with flying colours.

*Watertightness: Tested in accordance
with BSEN 1027:2000*

*Air permeability: Tested in accordance
with BSEN 1026:2000*

*Wind resistance: Tested in accordance
with BSEN 12211:2000*




...and windproof

Extreme weather conditions are not unknown in the UK and we have made sure that our doors will stand up to the worst weather. All our doors are tested in a pressurised chamber to simulate gusting winds. The tests start at 500 Pascal (63mph) and then up to hurricane conditions at 800 Pascal, the equivalent to 80mph

So with the Calder Collection you can be sure that whatever the British weather brings your front door will be able to withstand it and keep your home warm and safe.

Bring your door to life

A door is not a door without your own personal finishing touches. The Calder Collection incorporates probably the widest range of hardware options available. With a choice of 6 colours, 3 handle styles, 3 knocker styles (with or without spyholes), interior door security chains, individual spyholes, letterplates and numerals we are confident that we have everything covered.



WHITE CHROME BLACK CHROME BLACK GOLD SATIN



Hardware Options.....

To complement the Calder Collection we offer a range of *Fully Suited* accessories to enable you to create the door that suits your own needs. All our accessory options are fully guaranteed and are salt spray tested to ensure that no discolouration occurs.

Available in Gold, Chrome, Black, Black Chrome, White and Satin we have a range of colour options to suit all requirements.

- LEVER LEVER HANDLES
- LEVER PAD HANDLES
- URN KNOCKERS
- SLIM URN KNOCKERS
- HORSETAIL KNOCKERS
- NUMERALS
- LETTERPLATES
- SPYHOLES

FULL RANGE OF SUITED CHROME HARDWARE



Lever Lever Handle



Lever Pad Handle

Lever/Lever Split Handle



Urn Knocker



Slim Urn Knocker with Spyhole



Slim Urn Knocker



Urn Knocker with Spyhole



Horsetail Knocker



Numerals



Security Chain*



Spyhole*



Letterplate

PLEASE NOTE: Spyholes and security chains are only available in chrome or gold



Keyfree

We are pleased to be able to offer the new Yale Keyfree lock on the full range of Calder Composite Doors. This state of the art lock enables you to access your home using a personalised PIN code or a remote fob.

Every feature of the Yale Keyfree system has been designed to make life easier - yet at the same time maintain the security you would expect from the world's favourite lock.

- Remote Access
- Multi Pin user
- Automatic latching
- Two failsafe options
- Wirefree - no electrician needed
- Built in 80 decibel tamper alarm



Wirefree alarm

Every feature of the Yale Keyfree electronic lock has got Yale's specialist industry knowledge built in to it. This new unit is independently powered so there are no wires and no complicated set up, and additionally no need to call an expensive electrician. The Keyfree also incorporates an 80 decibel alarm which will sound if the handle detects vandalism or damage. Yale have got every angle covered and included two fail-safe entry methods if the power to the unit fails.

Highest security

The keyfree lock puts you in total control, with the lock automatically latching every single time. When you do want to go out all you have to do is turn the handle to unlock the door.

The lock also incorporates a child safety feature to prevent unwanted exit by the kids.



Automatic Locking

The Calder Collection is now available with the new Winkhaus AV2E automatic locking system. No longer is it necessary to lift the handle lever to engage the hook locking mechanism, something that has often been difficult for the elderly and the infirm and puts their security at risk. With the AV2E 'Slam Lock' the hooks automatically engage as soon as the door closes. The door can be opened either by a key from the outside or alternatively via remote control or intercom from the inside. The lock also has a centre deadbolt for added security.

Where can it be used?




The Winhaus AV2E is ideal for use where communal doors are present, such as multi-occupancy dwellings, sheltered housing developments and special needs and disability housing.




PVCu Colours




White



Rosewood



Golden Oak



Black on White

A choice of thresholds

Whatever the requirement for your threshold the Calder Collection has the answer.

If you want to match the outerframe in either white, golden oak, rosewood or black we have a standard or low PVCu threshold to match.

If your preference is for a low threshold we have two aluminium options in either gold or silver - both incorporating a thermal break to improve the efficiency of the threshold and keep the warm in.

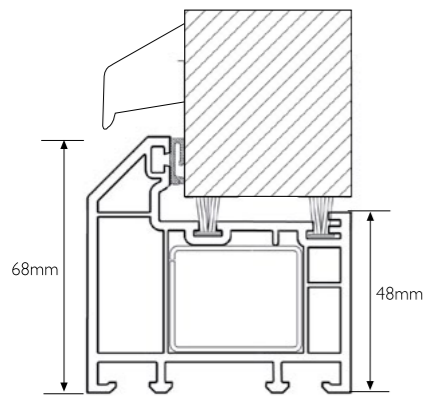
Aluminium Colours



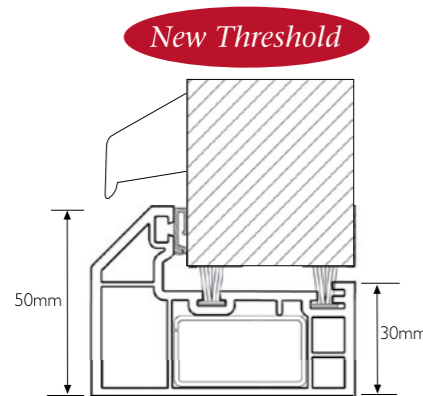
Gold



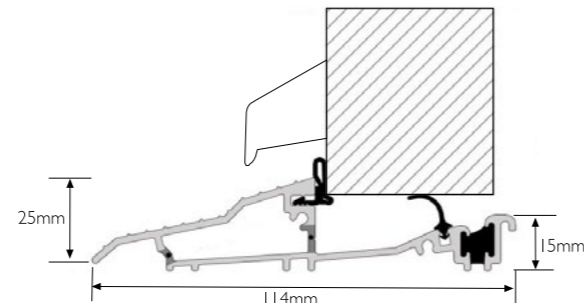
Silver



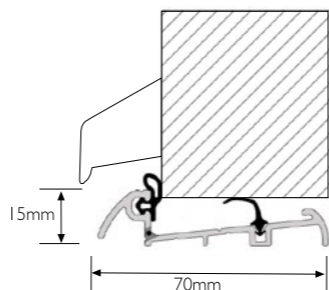
Standard PVCu 68mm threshold - available in White, Golden Oak, Rosewood or Black



Low PVCu 50mm threshold - available in White, Golden Oak, Rosewood or Black



Part M compliant aluminium threshold. Available in Gold or Silver.



Low aluminium - Mobility Easy Access Threshold. Available in Gold or Silver.

MAGNUM - HIGH SECURITY CYLINDER SUPPLIED AS STANDARD



- Magnum unique, high precision 12 telescopic pin tumbler system
- Superior masterkeying possibilities
- Cylinder design that prevents lock bumping
- Optimum resistance against physical attack, snapping and picking
- Smooth and reliable operation
- Pick resistance
- Superior physical strength
- 3 keys supplied

THE HIGHEST QUALITY HINGE



For ease of installation we fit butt hinges to all our composite doors. This allows the door to be adjusted in 3 directions to ensure the perfect fit every time.

Safe & Secure

The Calder Collection offers the highest possible security standards available. We have utilised only the highest quality locks, cylinders and hinges to ensure that you and your property are protected from unwanted entry.

With high security multi-point locking and a 6 pin anti bump, snap and drill cylinder to BSEN 1303/2005 you can rest assured that your new composite door will provide the highest security available.



BS7412 PAS24 KM45766



BS7412 KM45620



ISO9001:2008 LICENSE NO. FM51659

The Yale Lockmaster utilises an engineered alloy sprung latch with a nickel plated steel deadbolt providing maximum strength at the centre of the door.





BRASS ART CLARITY



DIAMOND CUT



ZINC ART ELEGANCE



SIMPLICITY

Decorative Glass

For true individuality we have selected a range of handcrafted glass designs - all manufactured using traditional techniques.

The following designs are supplied as a triple glazed unit with the decorative glass being the centre pane. Clear toughened glass is used for the inner and outer panes on all designs.

DIAMOND CUT

Clean lines and a pleasing geometry are the focus of the Diamond Cut range of decorative glass.

ART CLARITY

Hand cut crystal clear bevels outlined in distinctive brass or zinc cane are the feature in this special design, whilst the background texture glass provides privacy yet allowing the daylight to flood through. When ordering please state Brass or Zinc.

SIMPLICITY

Symmetrical diamond cut bevels sit beautifully upon the multi pane frosted background for a simple yet elegant design.

ZINC ART ELEGANCE

Beautiful curves and clear cut lines are the hallmarks of this unique Zinc art design. Textured glass throughout ensures a high level of privacy for your home, yet a stunning bevel design is a feature of whichever panel you choose.

Designs with colour

The following designs are supplied as a toughened double glazed unit with stippolyte backing glass as standard. Alternative backing glasses are available on an extended lead time.

CRYSTAL HARMONY

The centre piece of this bespoke design is a beautiful hand made crystal multi bevel cluster, available in a choice of coloured inlays (Blue, Green, Red, Frost).

CRYSTAL DIAMOND

Individually applied hand cut diamond bevels adorn this design, a style that is as striking as it is beautiful. This handmade symphony of cut glass and leadwork is sure to add a shine to any door.

CRYSTAL BOHEMIA

Handcrafted in the UK, this design features up to 24 hand cut bevels, each individually bonded to the glass to create the ultimate design statement.

FUSION ECLIPSE

Named for its classical curves and simple style, the Fusion Eclipse makes an imaginative and unique statement for your new front door. Your choice from Blue, Red, Green or Mocha tile is bonded to the external face of the glass panel providing a striking, vibrant and unique look tailor made for your door finish.



MURANO

Available in a choice of 4 colours this Fusion art classic blends the opaque lines of the panel with the vivid beauty of handmade glass tiles. Your choice from Blue, Red, Green or Black tile is bonded to the external face of the glass panel providing a striking, vibrant and unique look, tailor made for your door finish

FLEUR

Simple lines and natural colours are the trademark of this traditional resin design, the Fleur works well in almost any door style across the range. Manufactured in resin technology, this pretty yet robust design is sure to last and stand up to whatever the years may bring.

ENGLISH ROSE

English Rose is a true classic of design and elegance, with a climbing rose feature and delicate leadwork. With hand crafted coloured glass a design to bring tradition back to the home.

MACKINTOSH ROSE



Resin Art at its best, the slim lines of the Mackintosh Rose work beautifully in this delicate and detailed design. Inspired by Charles Rennie Mackintosh, this vivid and eye catching design creates a classic reminiscent of days gone by.

DROP DIAMONDS

Ever popular this simple overlay design works with almost every door style. Film and leadwork combine in diamond tiers as a cost effective yet smart design solution.

Available in a choice of four colours (Green, Blue, Red, Grey).

CRYSTAL FLOWER



Timber look? you decide

If you decide that you want a Golden Oak or a Rosewood composite door, with the Calder Collection you now have the choice of having a timber woodgrain finish on the inside as well.

We have considered every detail of this door and the colour of the edges of the door are a perfect match to the woodgrain finish.



Additionally you can also have a Golden Oak or Rosewood outer frame inside and out for the perfect door.

So if your personal preference is for wooden internal doors in your home we can now provide a front door to match and enhance the hallway.

Colour all round is available on the Sowerby, Norland, Hebden, Luddenden, Southowram, Soyland, Barkisland, Shibden and Wainstalls styles.

Don't compromise -

Add style to your home.



Colour Options

DOOR COLOUR OPTIONS




The Calder Collection is available in a range of styles and colours to ensure that there is an option to complement and improve your property. The woodgrain effect has superb definition and the doors have a long life performance - our doors use glass reinforced plastic (GRP) skins- that's the same material used to make the hulls of boats so you can rest assured that your door will be of the highest quality.

Doors are available in the range of colours shown above, with the inner skin of the door being white. Golden Oak and Rosewood doors are available with a white or matching woodgrain interior on Sowerby, Norland, Hebden, Luddenden, Southowram, Soyland, Shibden, Barkisland and Wainstalls.

DOOR OUTERFRAME COLOUR OPTIONS



CHAMFERED WHITE DECORATIVE WHITE



To ensure a match with the windows of your property the Calder Collection can be manufactured with a traditional chamfered or a decorative outerframe. Available in White, Rosewood, Rosewood on White, Golden Oak, Golden Oak on White or Black on White.



Choose your style, choose your colour, choose your glass, choose your threshold and hardware - options!


HEBDEN



NORLAND



SOWERBY




GLASS CHOICES

Standard Obscure Glass



Stippolyte - Level 4



Minster - Level 2



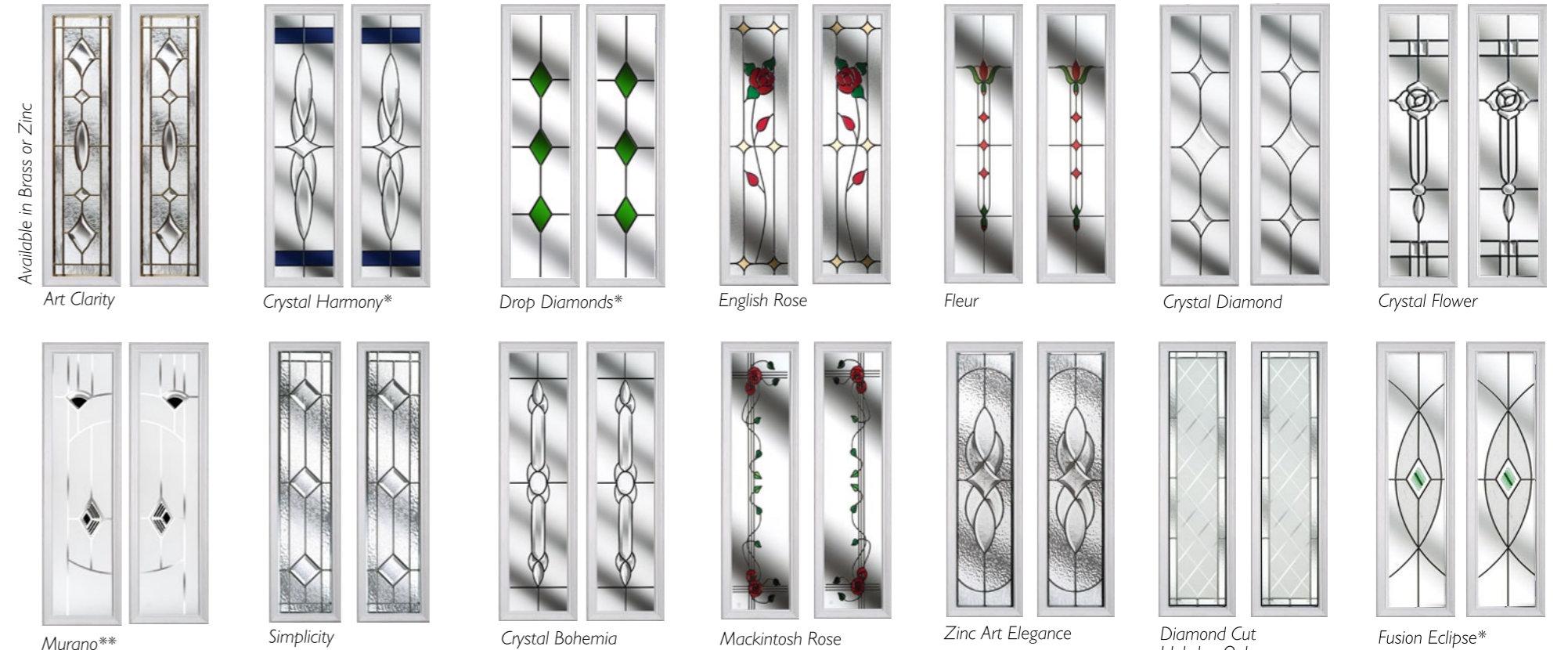
Cotswold Level 5

Obscure Glass to Order



GLASS CHOICES

Decorative Glass Choices



Please Note: Stippolyte backing glass is supplied as standard (other backing glasses are available to order), except for Art Clarity, Diamond Cut, Simplicity, Zinc Art Elegance which are triple glazed with clear glass. Art Elegance, Diamond Cut, Brass Art Clarity and Simplicity are NOT available for Norland. Barent is NOT available for Norland or Sowerby.

your options

Door colour options - see above
Frame colour options - see page 21

Hardware options - see pages 12 & 13

Threshold options - see page 16
Key free lock options - pages 14 & 15

Please Note: Stippolyte, Minster and Cotswold are available Ex Stock. All other obscure or clear glass designs are available to order.

Choose your style, choose your colour, choose your glass, choose your threshold and hardware - options!

your options

Door colour options - see page 22
Frame colour options - see page 21

Hardware options - see pages 12 & 13

Threshold options - see page 16
Key free lock options - pages 14 & 15

*Available in Blue, Green, Red or Textured



**Available in Black, Blue, Green or Red



Patterned / Obscure glass is available for all doors in the Calder Collection

RISHWORTH



RIPPONDEN



WAINSTALLS




GLASS CHOICES

Standard Obscure Glass



Stippolyte - Level 4




Minster - Level 2



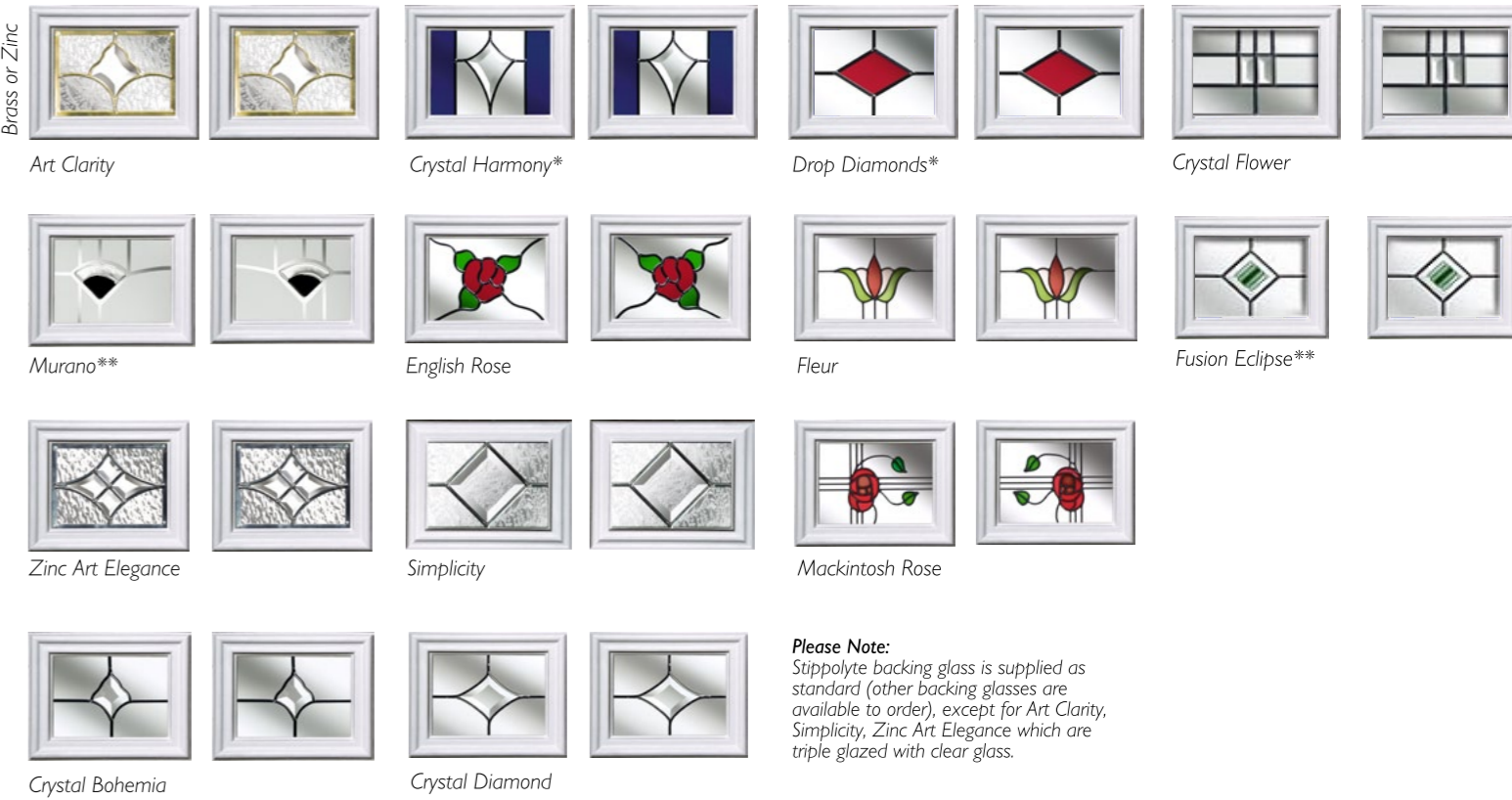
Cotswold Level 5

Obscure Glass to Order



Decorative Glass Choices

Brass or Zinc



Please Note:
Stippolyte backing glass is supplied as standard (other backing glasses are available to order), except for Art Clarity, Simplicity, Zinc Art Elegance which are triple glazed with clear glass.

your options

Door colour options - see above
Frame colour options - see page 21

Hardware options - see pages 12 & 13
Threshold options - see page 16
Key free lock options - pages 14 & 15

Choose your style, choose your colour, choose your glass, choose your threshold and hardware - options!

Please Note:
Stippolyte, Minster and Cotswold are available Ex Stock. All other obscure or clear glass designs are available to order.

your options

Door colour options - see page 24
Frame colour options - see page 21

Hardware options - see pages 12 & 13
Threshold options - see page 16
Key free lock options - pages 14 & 15

Choose your style, choose your colour, choose your glass, choose your threshold and hardware - options!

*Available in Blue, Green, Red or Textured



**Available in Black, Blue, Green or Red



Patterned / Obscure glass is available for all doors in the Calder Collection


LUDDENDEN



BARKISLAND




WARLEY




GLASS CHOICES

Standard Obscure Glass

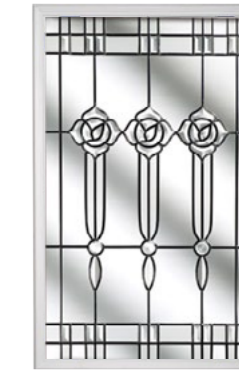

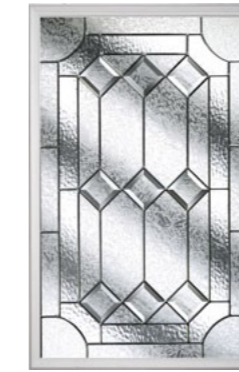

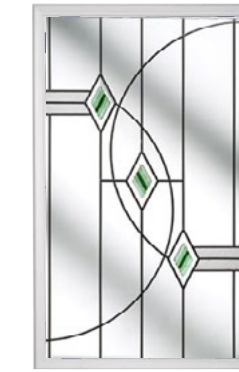
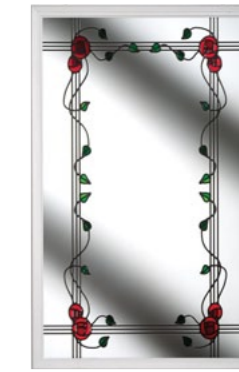
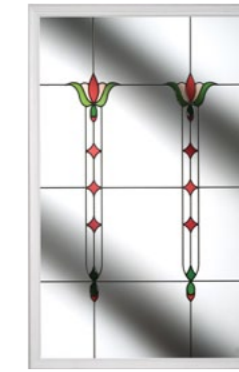




Obscure Glass to Order



GLASS CHOICES

Decorative Glass Choices



Please Note: Stippolyte backing glass is supplied as standard (other backing glasses are available to order), except for Art Clarity, Diamond Cut, Simplicity, Zinc Art Elegance which are triple glazed with clear glass.

Please Note: Stippolyte, Minster and Cotswold are available Ex Stock. All other obscure or clear glass designs are available to order.

your options

Door colour options - see above
Frame colour options - see page 21

Hardware options - see pages 12 & 13
Threshold options - see page 16
Key free lock options - pages 14 & 15

Choose your style, choose your colour, choose your glass, choose your threshold and hardware - options!

your options

Door colour options - see page 26
Frame colour options - see page 21

Hardware options - see pages 12 & 13
Threshold options - see page 16
Key free lock options - pages 14 & 15

Choose your style, choose your colour, choose your glass, choose your threshold and hardware - options!

*Available in Blue, Green, Red or Textured



**Available in Black, Blue, Green or Red



Patterned / Obscure glass is available for all doors in the Calder Collection

SOUTHWRAM SOYLAND



Zinc Art Elegance



Brass Art Clarity



GREETLAND



Brass Art Clarity




GLASS CHOICES


Standard Obscure Glass



Stipplyte - Level 4



Minster - Level 2



Cotswold Level 5

Obscure Glass to Order



GLASS CHOICES

Decorative Glass




Available in Zinc or Brass



Please Note:

Stipplyte backing glass is supplied as standard (other backing glasses are available to order), except for Art Clarity, Simplicity, Zinc Art Elegance, Diamond Cut which are triple glazed with clear glass.

Diamond Cut is only available for Southwram.



your options

Door colour options - see above
Frame colour options - see page 21

Choose your style, choose your colour, choose your glass, choose your threshold and hardware - options!

Hardware options - see pages 12 & 13

Threshold options - see page 16

Key free lock options - pages 14 & 15

Please Note:

Stipplyte, Minster and Cotswold are available Ex Stock. All other obscure or clear glass designs are available to order.

your options

Door colour options - see page 28
Frame colour options - see page 21


Choose your style, choose your colour, choose your glass, choose your threshold and hardware - options!

Hardware options - see pages 12 & 13

Threshold options - see page 16

Key free lock options - pages 14 & 15

*Available in Blue, Green, Red or Textured



**Available in Black, Blue, Green or Red




Patterned / Obscure glass is available for all doors in the Calder Collection

SOWOOD




COPLEY



STAINLAND

New Design



GLASS CHOICES

Standard Obscure Glass

Crystal Diamond	Drop Diamonds**	Crystal Flower
English Rose	Simplicity	Murano**
Fusion Eclipse**	Zinc Art Elegance	Mackintosh Rose

Stippolyte - Level 4

Minster - Level 2

Cotswold Level 5

Obscure Glass to Order


Charcoal Sticks Level 4	Digital Level 3	Contora Level 4	Florielle Level 4
Pelerine Level 5	Chantilly Level 2	Oak Level 4	Taffeta Level 3
Warwick Level 1	Everglade Level 5	Mayflower Level 4	Clear

Please Note: Stippolyte backing glass is supplied as standard (other backing glasses are available to order), except for Simplicity, Brass Art Clarity and Zinc Art Elegance which are triple glazed with clear glass.

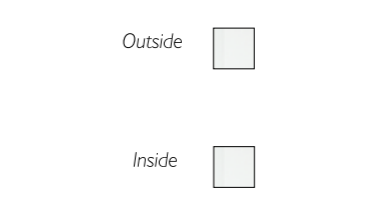
CROSSLEY





CLIFTON



LIGHTCLIFFE



HIPPERHOLME



SHIBDEN



your options

Door colour options - see above
 Frame colour options - see page 21

Hardware options - see pages 12 & 13

Threshold options - see page 16
 Key free lock options - pages 14 & 15

Please Note: Stippolyte, Minster and Cotswold are available Ex Stock. All other obscure or clear glass designs are available to order.

Choose your style, choose your colour, choose your glass, choose your threshold and hardware - options!

your options

Door colour options - see above
 Frame colour options - see page 21

Hardware options - see pages 12 & 13

Threshold options - see page 16
 Key free lock options - pages 14 & 15


Please Note - Crossley, Clifton, Lightcliffe, Hipperholme and Shibden are only available with obscure / clear glass NOT decorative glass.

Choose your style, choose your colour, choose your glass, choose your threshold and hardware - options!

SKIRCOAT

STANDEVEN


Decorative Glass - For Standeven ONLY



Crystal Harmony* Drop Diamonds* Murano** English Rose Fleur Mackintosh Rose Crystal Diamond Art Clarity Simplicity Crystal Bohemia* Zinc Art Elegance Crystal Flower Fusion Eclipse

Stippolyte backing glass is supplied as standard (other backing glasses are available to order), except for Art Clarity, Simplicity, Zinc Art Elegance which are triple glazed with clear glass.

Please Note - Art Clarity is available in Zinc or Brass finish.
Skircoat is only available with obscure / clear glass NOT decorative glass.




GLASS CHOICES

Standard Obscure Glass



Stippolyte - Level 4



Minster - Level 2




Cotswold Level 5

Obscure Glass to Order



Decorative Glass

Available in Brass or Zinc



Stippolyte backing glass is supplied as standard (other backing glasses are available to order), except for Art Clarity, Simplicity, Diamond Cut, Zinc Art Elegance which are triple glazed with clear glass.

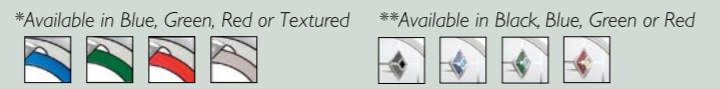
TRIMMINGHAM



your options

Door colour options - see above
Frame colour options - see page 21

Hardware options - see pages 12 & 13
Threshold options - see page 16
Key free lock options - pages 14 & 15



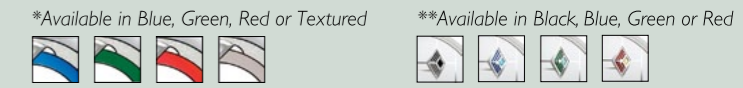
Patterned / Obscure glass is available for all doors in the Calder Collection

Choose your style, choose your colour, choose your glass, choose your threshold and hardware - options!

your options

Door colour options - see above
Frame colour options - see page 21

Hardware options - see pages 12 & 13
Threshold options - see page 16
Key free lock options - pages 14 & 15



Patterned / Obscure glass is available for all doors in the Calder Collection

Choose your style, choose your colour, choose your glass, choose your threshold and hardware - options!

SIDE PANELS



HEBDEN SOWERBY NORLAND (L) NORLAND (R) RISHWORTH GREETLAND RIPPONDEN

your options

Door colour options - see page 21
 Frame colour options - see page 21

Hardware options - see pages 12 & 13
 Threshold options - see page 16
 Key free lock options - pages 14 & 15

Please Note: For glass types available in Side Panels see below.
 Hebdon, Sowerby and Norland Page 23, Greetland Page 29.

Choose your style, choose your colour, choose your glass, choose your threshold and hardware - options!

DOOR SELECTOR



Page 22 Page 22 Page 22 Page 24 Page 24 Page 24 Page 26 Page 26 Page 26 Page 28 Page 28


Page 28 Page 30 Page 30 Page 30 Page 31 Page 31 Page 31 Page 31 Page 31 Page 32 Page 32 Page 33

your options

Door colour options - see page 21
 Frame colour options - see page 21

Hardware options - see pages 12 & 13
 Threshold options - see page 16
 Key free lock options - pages 14 & 15

*Available in Blue, Green, Red or Textured **Available in Black, Blue, Green or Red



Patterned / Obscure glass is available for all doors in the Calder Collection

Choose your style, choose your colour, choose your glass, choose your threshold and hardware - options!

P O L Y F R A M E

Q U A L I T Y B Y D E S I G N



Polyframe

Head Office

Mile Thorn Works

Gibbet Street

Halifax, HX1 4JR

Tel: 01422 330460

Fax: 01422 383292

E Mail: marketing@polyframetrade.co.uk

www.polyframe.co.uk

Polyframe

Atlas Works

Norwich Road, Lenwade

Norwich, NR9 5SW

Tel: 01603 879581

Fax: 01603 308161

E: sales@polyframenorwich.co.uk

www.polyframe.co.uk

Polyframe

10 Kestral Road

Mansfield

Notts, NG18 5FT

Tel: 01623 683235

Fax: 01623 683236

E: sales@polyframecompositedoors.co.uk

www.polyframe.co.uk

Polyframe

Unit 6, James Park

Mahon Road

Portadown, BT62 3FH

Tel: 028 383 67620

Fax: 028 383 92995

E: sales@polyframebelfast.co.uk

www.polyframe.co.uk

